

DS License Admin Manual

DS License Admin 매뉴얼

한국어

2023. 03. 02

Version: 1.0

Table of Contents

1. 개요.....	3
2. 관리자 모드 접속 방법.....	3
2.1. 관리자 로그인.....	3
2.2. 관리자 모드	3
3. 사용 방법.....	3
3.1. License 탭	4
3.2. Statistic 탭	5
3.3. Device 탭.....	6
3.4. Status 탭.....	7

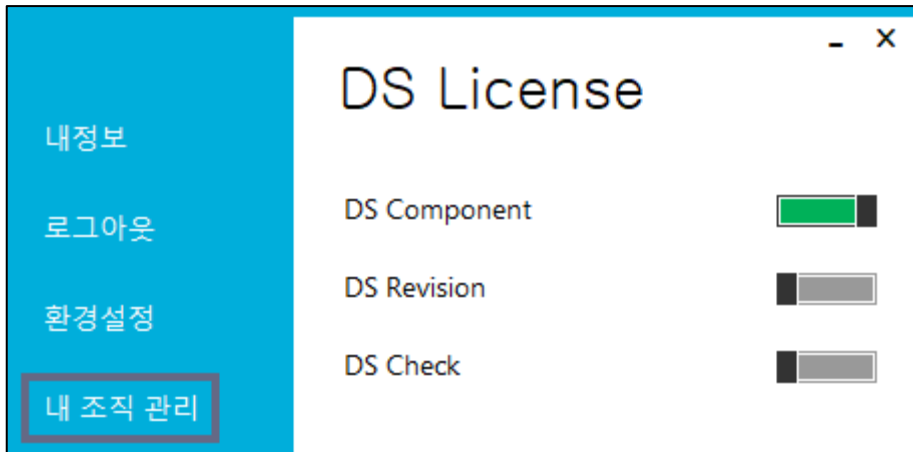
1. 개요

이 문서는 DS License 프로그램의 관리자 모드 사용을 위한 방법을 정리한 매뉴얼이다.

2. 관리자 모드 접속 방법

2.1 관리자 ID로 로그인 해야 한다.

2.2 로그인 시 내 조직 관리 버튼이 생성되어 있다.



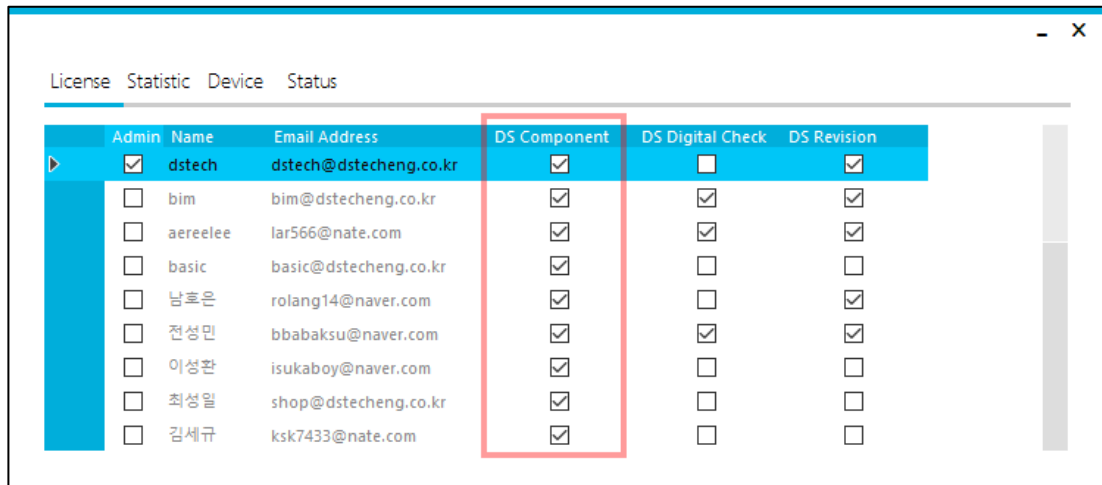
3. 사용 방법

3.1 License 탭

1) 관리자 권한 변경

Admin	Name	Email Address	DS Component	DS Digital Check	DS Revision
<input checked="" type="checkbox"/>	dstech	dstech@dstecheng.co.kr	<input checked="" type="checkbox"/>	<input type="checkbox"/>	<input checked="" type="checkbox"/>
<input type="checkbox"/>	bim	bim@dstecheng.co.kr	<input checked="" type="checkbox"/>	<input checked="" type="checkbox"/>	<input checked="" type="checkbox"/>
<input type="checkbox"/>	ae**	**566@nate.com	<input checked="" type="checkbox"/>	<input checked="" type="checkbox"/>	<input checked="" type="checkbox"/>
<input type="checkbox"/>	ba**	**sic@dstecheng.co.kr	<input checked="" type="checkbox"/>	<input type="checkbox"/>	<input type="checkbox"/>
<input type="checkbox"/>	남**	**ang14@naver.com	<input checked="" type="checkbox"/>	<input type="checkbox"/>	<input checked="" type="checkbox"/>
<input type="checkbox"/>	전**	**abaksu@naver.com	<input checked="" type="checkbox"/>	<input checked="" type="checkbox"/>	<input checked="" type="checkbox"/>
<input type="checkbox"/>	이**	**kaboy@naver.com	<input checked="" type="checkbox"/>	<input type="checkbox"/>	<input type="checkbox"/>
<input type="checkbox"/>	최**	**op@dstecheng.co.kr	<input checked="" type="checkbox"/>	<input type="checkbox"/>	<input type="checkbox"/>
<input type="checkbox"/>	김**	**k7433@nate.com	<input checked="" type="checkbox"/>	<input type="checkbox"/>	<input type="checkbox"/>

2) 라이선스 사용권한 부여

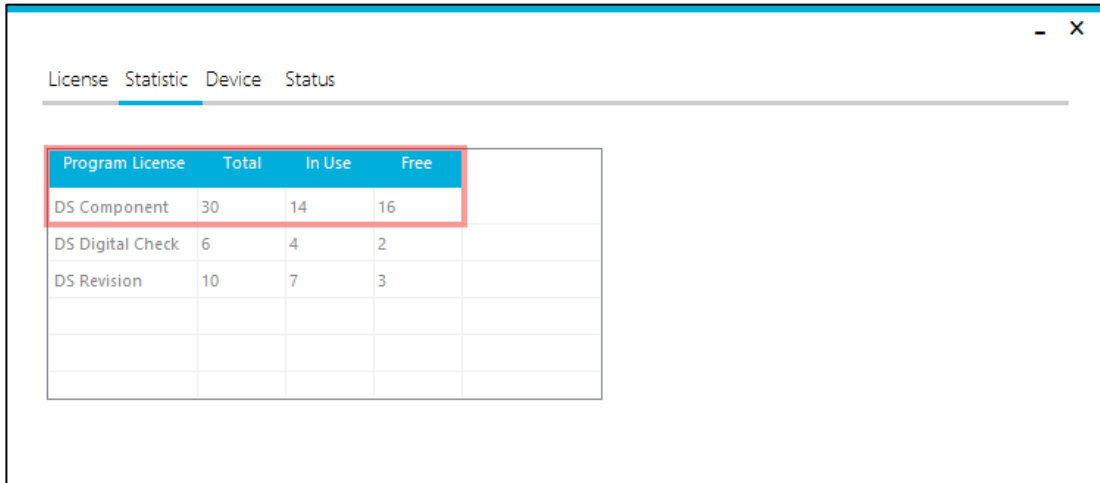


The screenshot shows a web application window with a title bar containing a minus sign and an 'X' icon. Below the title bar, there are four tabs: 'License', 'Statistic', 'Device', and 'Status'. The 'License' tab is active. The main content is a table with the following columns: 'Admin', 'Name', 'Email Address', 'DS Component', 'DS Digital Check', and 'DS Revision'. The 'Admin' column contains checkboxes, with the first one checked. The 'DS Component' column is highlighted with a red rectangular box. The table lists ten users, with the first one being 'dstech'.

Admin	Name	Email Address	DS Component	DS Digital Check	DS Revision
<input checked="" type="checkbox"/>	dstech	dstech@dstecheng.co.kr	<input checked="" type="checkbox"/>	<input type="checkbox"/>	<input checked="" type="checkbox"/>
<input type="checkbox"/>	bim	bim@dstecheng.co.kr	<input checked="" type="checkbox"/>	<input checked="" type="checkbox"/>	<input checked="" type="checkbox"/>
<input type="checkbox"/>	aereelee	lar566@nate.com	<input checked="" type="checkbox"/>	<input checked="" type="checkbox"/>	<input checked="" type="checkbox"/>
<input type="checkbox"/>	basic	basic@dstecheng.co.kr	<input checked="" type="checkbox"/>	<input type="checkbox"/>	<input type="checkbox"/>
<input type="checkbox"/>	남호은	rolang14@naver.com	<input checked="" type="checkbox"/>	<input type="checkbox"/>	<input checked="" type="checkbox"/>
<input type="checkbox"/>	전성민	bbabaksu@naver.com	<input checked="" type="checkbox"/>	<input checked="" type="checkbox"/>	<input checked="" type="checkbox"/>
<input type="checkbox"/>	이성환	isukaboy@naver.com	<input checked="" type="checkbox"/>	<input type="checkbox"/>	<input type="checkbox"/>
<input type="checkbox"/>	최성일	shop@dstecheng.co.kr	<input checked="" type="checkbox"/>	<input type="checkbox"/>	<input type="checkbox"/>
<input type="checkbox"/>	김세규	ksk7433@nate.com	<input checked="" type="checkbox"/>	<input type="checkbox"/>	<input type="checkbox"/>

3.2 Statistic 탭

1) 라이선스 권한 부여 상태 확인



The screenshot shows a software window with a menu bar containing 'License', 'Statistic', 'Device', and 'Status'. The 'Statistic' tab is active. Below the menu bar is a table with the following data:

Program License	Total	In Use	Free
DS Component	30	14	16
DS Digital Check	6	4	2
DS Revision	10	7	3

- 전체 라이선스 개수 확인 가능

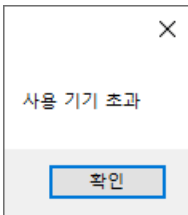
3.3 Device 탭

1) 장치등록 관리

Email Address	PC Name	Delete	PC Name	Delete	PC Name	Delete
dstech@dstecheng.co.kr	DESKTOP-0TNSMCL	Delete	DESKTOP-0TNSMCL	Delete	DESKTOP-1TH0OUG	Delete
bim@dstecheng.co.kr	DESKTOP-B4EONDG	Delete		Delete		Delete
**566@nate.com	DESKTOP-0TNSMCL	Delete	DESKTOP-0TNSMCL	Delete	DESKTOP-0TNSMCL	Delete
**sic@dstecheng.co.kr	CHOIYJ	Delete	DESKTOP-4SC0558	Delete	DST01	Delete
**ang14@naver.com	HOEUN	Delete	DESKTOP-LFV1CN5	Delete	DESKTOP-LFV1CN5	Delete
**abaksu@naver.com	DESKTOP-M5COPNN	Delete	JSM	Delete	DESKTOP-M5COPNN	Delete
**kaboy@naver.com	DESKTOP-3O63U7O	Delete		Delete		Delete
**op@dstecheng.co.kr	LAPTOP-N6QPA14K	Delete	LAPTOP-N6QPA14K	Delete		Delete

- 1개의 ID로 3개의 장치에서 로그인 가능

2) 사용기기 초과



- 3대이상의 장치에서 로그인 시 사용기기 초과로 로그인 불가하며 알람 메시지가 뜬다.

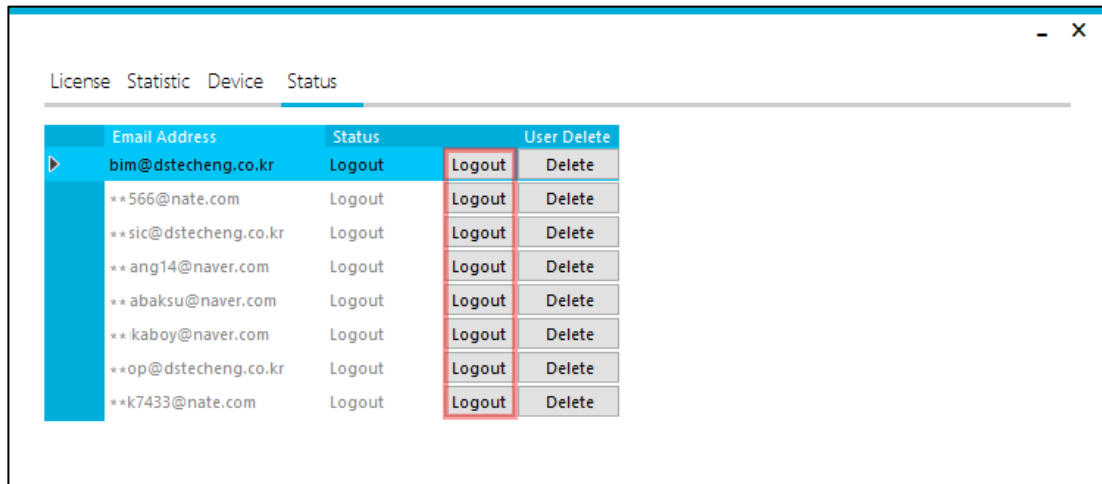
3) 장치 제거

Email Address	PC Name	Delete	PC Name	Delete	PC Name	Delete
dstech@dstecheng.co.kr	DESKTOP-0TNSMCL	Delete	DESKTOP-0TNSMCL	Delete	DESKTOP-1TH0OUG	Delete
bim@dstecheng.co.kr	DESKTOP-B4EONDG	Delete		Delete		Delete
**566@nate.com	DESKTOP-0TNSMCL	Delete	DESKTOP-0TNSMCL	Delete	DESKTOP-0TNSMCL	Delete
**sic@dstecheng.co.kr	CHOIYJ	Delete	DESKTOP-4SC0558	Delete	DST01	Delete
**ang14@naver.com	HOEUN	Delete	DESKTOP-LFV1CN5	Delete	DESKTOP-LFV1CN5	Delete
**abaksu@naver.com	DESKTOP-M5COPNN	Delete	JSM	Delete	DESKTOP-M5COPNN	Delete
**kaboy@naver.com	DESKTOP-3O63U7O	Delete		Delete		Delete
**op@dstecheng.co.kr	LAPTOP-N6QPA14K	Delete	LAPTOP-N6QPA14K	Delete		Delete

- 장치등록이 모두 되어있는 경우 기존의 장치를 삭제해 주어야 새로운 장치에서 로그인이 가능

3.4 Status 탭

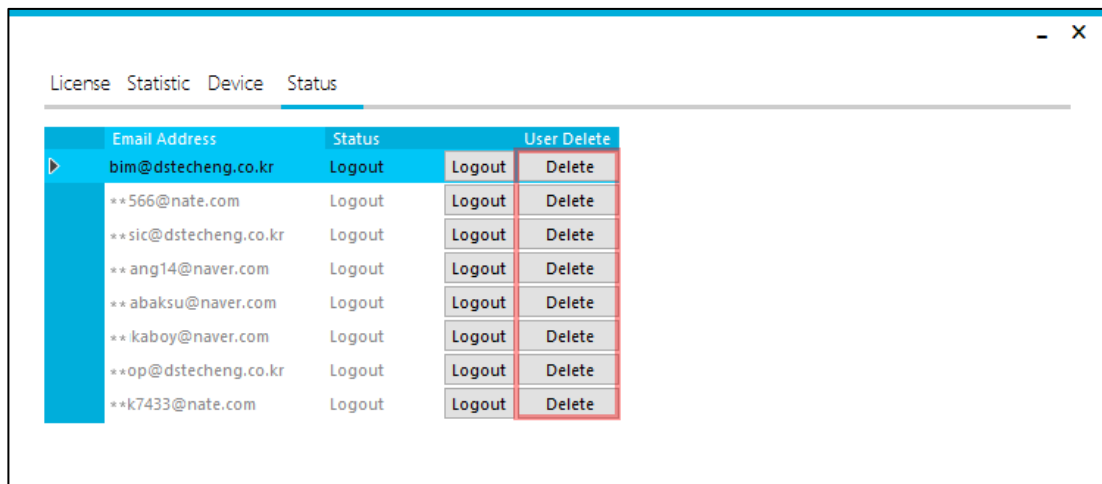
1) 강제 로그아웃



Email Address	Status	Logout	User Delete
bim@dstecheng.co.kr	Logout	Logout	Delete
**566@nate.com	Logout	Logout	Delete
**sic@dstecheng.co.kr	Logout	Logout	Delete
**ang14@naver.com	Logout	Logout	Delete
**abaksu@naver.com	Logout	Logout	Delete
**kaboy@naver.com	Logout	Logout	Delete
**op@dstecheng.co.kr	Logout	Logout	Delete
**k7433@nate.com	Logout	Logout	Delete

- 아이디별로 강제 로그아웃이 가능

2) 사용자 Delete



Email Address	Status	Logout	User Delete
bim@dstecheng.co.kr	Logout	Logout	Delete
**566@nate.com	Logout	Logout	Delete
**sic@dstecheng.co.kr	Logout	Logout	Delete
**ang14@naver.com	Logout	Logout	Delete
**abaksu@naver.com	Logout	Logout	Delete
**kaboy@naver.com	Logout	Logout	Delete
**op@dstecheng.co.kr	Logout	Logout	Delete
**k7433@nate.com	Logout	Logout	Delete

- Delete 할 경우 프로그램 사용자에서 제외